

SLIKSTICKS

Thank you for choosing **SLIKSTICKS**. Each set Includes the following:

8 - 42" SLIKSTICKS
1 - 24" SLIKSTICK
1 - FRAME SPREADER SET

4 - THRESHOLD SAVER BLOCKS
1 - CARRY ALL BAG

OPTIONAL:

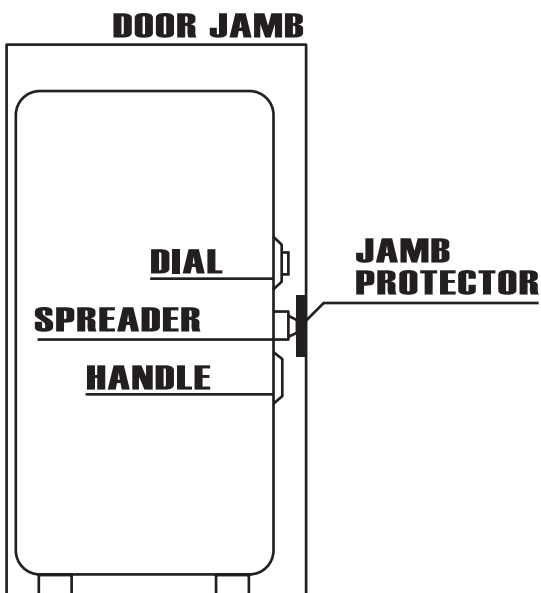
SAFESLED
For use on safes with a rough bottom **\$25.00**

SLIKSTICK
8 - 42" sticks to add to your existing set **\$289.00**

SAFEPULLER
Heavy duty suction cup handle **\$99.00**

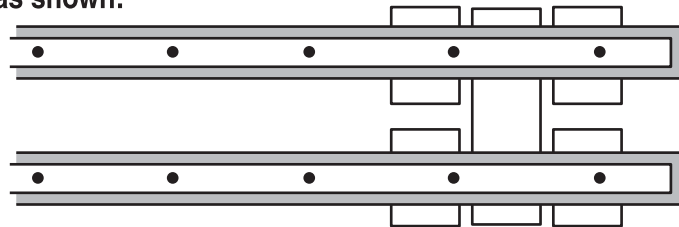
SAFEBASE
To protect floors and level safes **\$6.80**

FRAME SPREADER SET

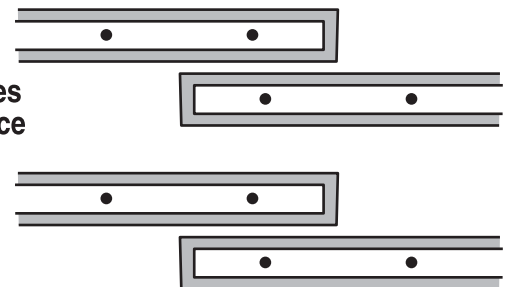


TAKING A SAFE OVER A THRESHOLD USING SLIKSTICKS

When taking a safe over a threshold, place threshold blocks on either side of the threshold then place SlikSticks on top of blocks as shown:



When going long distances with SlikSticks do not place them end to end, overlap them approximately 5" as shown:



HELP HINTS TO MAKE YOUR SLIKSTICK EXPERIENCE EASIER

1. Apply a light coat of silicone lubricant to the tops of the sticks before use.
2. Removing a gunsafe from the pallet: After unbolting or unstrapping the safe from the pallet, tilt the safe enough to get 4 SlikSticks halfway under the safe. Place remaining sticks on the ground as shown. Push safe off of the pallet onto the ground sticks.

Note: you must use support blocks under sticks

SlikSticks are not designed to support the weight of a safe without proper support underneath them. They will break if used improperly!

